

Social Science Outcomes - St. Lawrence University

	Social Science		All Graduates	
	n	%	n	%
Students graduating between 2015 and 2019	1054	38%	2797	100%
Men	604	57%	1215	43%
Women	450	43%	1582	57%

Double or Combined Majors

Have a double or combined major (unduplicated count)	636	60%	1160	41%
with an arts major	32	5%		
with a humanities major	116	18%		
with a sciences major	141	22%		
with another social science major	19	3%		
with an interdisciplinary major	389	61%		

Outcomes Rate

From Career Services Survey (7-10 months out; Classes of 2015-2019)

# of Records Included	783		2097	
Overall Outcomes Rate	748	96%	2011	96%

Detail By Primary Activity:

Employed FT	614	78%	1433	68%
Employed PT	49	6%	201	10%
Post-Graduate Education	85	11%	377	18%
In Transition	35	4%	86	4%

Employment Detail (for Full-Time Employed)

By Job Type

# indicating a job type (2015-2019)	579		1396	
Top Job Types (for Social Science majors)				
Financial Services/Accounting/Ba	58	10%	72	5%
Financial Services	49	8%	58	4%
Sales/Account Management/Custome	48	8%	91	7%
Sales	44	8%	86	6%
Teaching/Coaching/Training	31	5%	114	8%
Research/Analysis	28	5%	64	5%
Consulting	27	5%	40	3%

By Career Industry

# indicating a career industry (2015-2019)	597		1445	
Top Industries (for Social Science majors)				
Finance/Banking	87	15%	115	8%
Business/Finance	76	13%	99	7%
Business/Non-Finance	73	12%	138	10%
Education	52	9%	234	16%
Social Impact/Government	36	6%	62	4%
Technology	32	5%	59	4%
Technology Sector	23	4%	59	4%

How Close To Desired Career Path?

	583		1419	
Directly related	230	39%	566	40%
Somewhat related	244	42%	569	40%
Not at all related	54	9%	165	12%
Undecided as to desired career	55	9%	119	8%

	Social Science		All Graduates	
	n	%	n	%
Starting Salary				
# Indicated salary information	427		1019	
Under \$20,000	37	9%	149	15%
\$20,000-\$24,999	18	4%	74	7%
\$25,000-\$29,999	18	4%	66	6%
\$30,000-\$34,999	39	9%	114	11%
\$35,000-\$39,999	36	8%	106	10%
\$40,000-\$44,999	54	13%	133	13%
\$45,000-\$49,999	44	10%	89	9%
\$50,000-\$54,999	41	10%	71	7%
\$55,000 or more	140	33%	217	21%
Median starting salary for full-time employed	\$45k-\$50k		\$40k-\$45k	

Internships

From Career Services/Senior survey, supplemented with SAINTS/Colleague data

# of records included	1004		2681	
Of those, # participated in an internship	809	81%	1933	72%

Continued Education

Students graduating between 2011 and 2015	951		2763	
Furthered education within 5 years	291	31%	1164	42%

Students graduating between 2011-2015 - National Student Clearinghouse data supplemented by Career Services Survey

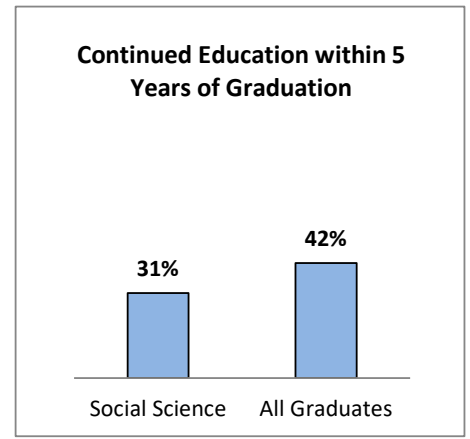
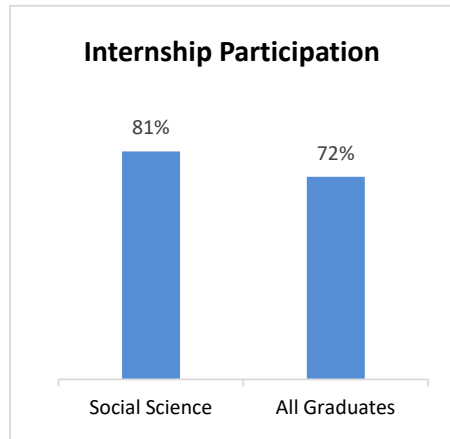
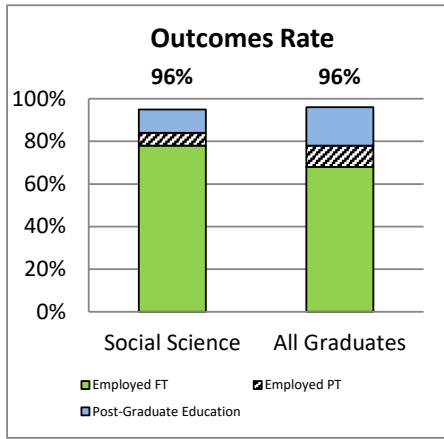
Top Enrollments (Social Science):

- Northeastern University (10)
- St Lawrence University (10)
- Syracuse University (9)
- Clarkson University (7)
- Boston University (6)
- College Outside US/Canada (5)
- George Washington University (5)
- SUNY College at Potsdam (5)
- Canisius College (4)
- University at Buffalo (4)

Top Enrollments (All Graduates):

- St Lawrence University (39)
- Syracuse University (22)
- Northeastern University (21)
- College Outside US/Canada (20)
- Boston University (17)
- SUNY at Albany (16)
- SUNY College at Potsdam (16)
- University of Vermont (16)
- SUNY College at Plattsburgh (15)
- Simmons College (14)

Earned degrees within 5 years (unduplicated count)	147	15%	581	21%
Doctorate-Medicine	-	-	23	1%
Doctorate-J.D.	22	2%	35	1%
Doctorate-Allied Health	-	-	12	-
Doctorate-All Other	-	-	6	-
Masters-Nursing/PA/NP	-	-	18	1%
Masters-Education	27	3%	144	5%
Masters-Allied Health	4	-	24	1%
Masters-All Other	62	7%	246	9%
M.B.A.	31	3%	40	1%
C.A.S.	4	-	20	1%
Certificate	9	1%	19	1%
Bachelors-Nursing/PA/NP	-	-	27	1%
Bachelors-Allied Health	-	-	3	-
Bachelors	2	-	6	-
Associates-Nursing	-	-	1	-
Associates-Allied Health	-	-	4	-
Associates	0	0%	2	0%



Social Science Includes the following majors: African Studies-Anthropology, African Studies-Economics, African Studies-Government, Anthropology, Asian Studies-Government, Canadian Studies-Anthropology, Canadian Studies-Economics, Canadian Studies-Government, Canadian Studies-Sociology, Economics, Economics - Math (B.A.), Economics - Mathematics, Economics-Mathematics, Envir Studies-Anthropology, Envir Studies-Economics, Envir Studies-Government, Envir Studies-Sociology, Government, Int Economics-Multi-Languages, Int Economics-Spanish, International Economics-French, International Economics-German, Sociology

Data as of 04/01/2020. For more information, contact the Office of Institutional Research