

Interdisciplinary Outcomes - St. Lawrence University

	Interdisciplinary		All Graduates	
	n	%	n	%
Students graduating between 2015 and 2019	725	26%	2797	100%
Men	374	52%	1215	43%
Women	351	48%	1582	57%

Double or Combined Majors

Have a double or combined major (unduplicated count)	628	87%	1160	41%
with an arts major	49	8%		
with a humanities major	101	16%		
with a sciences major	115	18%		
with a social science major	392	62%		
with another interdisciplinary major	18	3%		

Outcomes Rate

From Career Services Survey (7-10 months out; Classes of 2015-2019)

# of Records Included	548		2097	
Overall Outcomes Rate	529	97%	2011	96%
Detail By Primary Activity:				
Employed FT	431	79%	1433	68%
Employed PT	42	8%	201	10%
Post-Graduate Education	56	10%	377	18%
In Transition	19	3%	86	4%

Employment Detail (for Full-Time Employed)

By Job Type

# indicating a job type (2015-2019)	406		1396	
Top Job Types (for Interdisciplinary majors)				
Financial Services/Accounting/Ba	45	11%	72	5%
Sales/Account Management/Custome	41	10%	91	7%
Sales	31	8%	86	6%
Financial Services	27	7%	58	4%
Teaching/Coaching/Training	22	5%	114	8%
Consulting	20	5%	40	3%
Education/Teaching/Coaching	17	4%	71	5%

By Career Industry

# indicating a career industry (2015-2019)	418		1445	
Top Industries (for Interdisciplinary majors)				
Business/Non-Finance	64	15%	138	10%
Business/Finance	52	12%	99	7%
Education	47	11%	234	16%
Finance/Banking	43	10%	115	8%
Technology Sector	20	5%	59	4%
Social Impact/Government	18	4%	62	4%
Technology	15	4%	59	4%

How Close To Desired Career Path?

	411		1419	
Directly related	157	38%	566	40%
Somewhat related	176	43%	569	40%
Not at all related	42	10%	165	12%
Undecided as to desired career	36	9%	119	8%

	Interdisciplinary		All Graduates	
	n	%	n	%
Starting Salary				
# Indicated salary information	292		1019	
Under \$20,000	38	13%	149	15%
\$20,000-\$24,999	15	5%	74	7%
\$25,000-\$29,999	12	4%	66	6%
\$30,000-\$34,999	24	8%	114	11%
\$35,000-\$39,999	19	7%	106	10%
\$40,000-\$44,999	33	11%	133	13%
\$45,000-\$49,999	32	11%	89	9%
\$50,000-\$54,999	20	7%	71	7%
\$55,000 or more	99	34%	217	21%
Median starting salary for full-time employed	\$45k-\$50k		\$40k-\$45k	

Internships

From Career Services/Senior survey, supplemented with SAINTS/Colleague data

# of records included	707		2681	
Of those, # participated in an internship	577	82%	1933	72%

Continued Education

Students graduating between 2011 and 2015	419		2763	
Furthered education within 5 years	147	35%	1164	42%

Students graduating between 2011-2015 - National Student Clearinghouse data supplemented by Career Services Survey

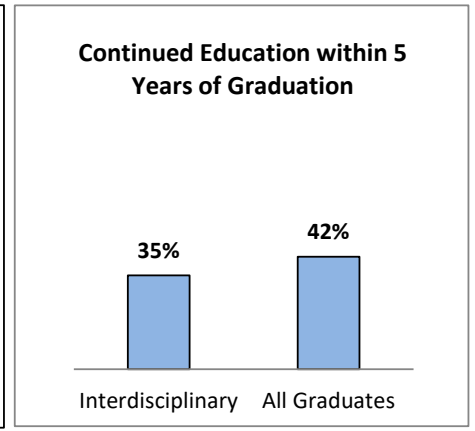
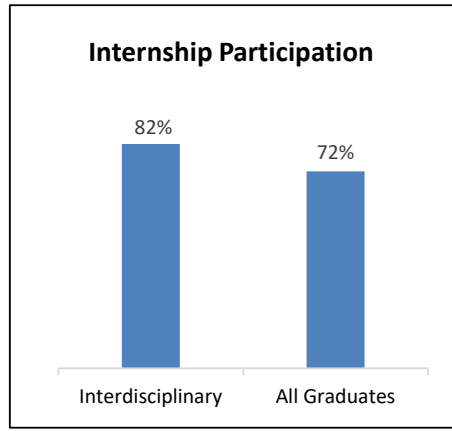
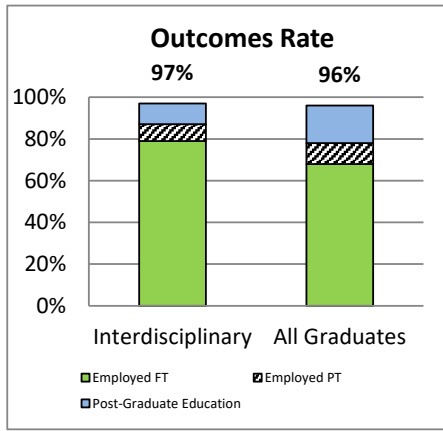
Top Enrollments (Interdisciplinary):

SUNY College at Potsdam (5)
 Boston University (4)
 Harvard University (3)
Additional enrollments 2 or fewer

Top Enrollments (All Graduates):

St Lawrence University (39)
 Syracuse University (22)
 Northeastern University (21)
 College Outside US/Canada (20)
 Boston University (17)
 SUNY at Albany (16)
 SUNY College at Potsdam (16)
 University of Vermont (16)
 SUNY College at Plattsburgh (15)
 Simmons College (14)

Earned degrees within 5 years (unduplicated count)	64	15%	581	21%
Doctorate-Medicine	-	-	23	1%
Doctorate-J.D.	2	-	35	1%
Doctorate-Allied Health	-	-	12	-
Doctorate-All Other	-	-	6	-
Masters-Nursing/PA/NP	-	-	18	1%
Masters-Education	15	4%	144	5%
Masters-Allied Health	-	-	24	1%
Masters-All Other	35	8%	246	9%
M.B.A.	9	2%	40	1%
C.A.S.	-	-	20	1%
Certificate	3	1%	19	1%
Bachelors-Nursing/PA/NP	-	-	27	1%
Bachelors-Allied Health	-	-	3	-
Bachelors	2	-	6	-
Associates-Nursing	-	-	1	-
Associates-Allied Health	1	-	4	-
Associates	-	-	2	-



Interdisciplinary Includes the following majors: African Studies-Anthropology, African Studies-Economics, African Studies-Government, African Studies-History, Asian Studies-Government, Asian Studies-History, Asian Studies-Rel Studies, Business in the Liberal Arts, Canad Studies-Anthropology, Canad Studies-Art & Art Hist, Canad Studies-Estudios Hisp, Canad Studies-Francoph Studies, Canad Studies-German Studies, Canad Studies-Relig Studies, Canadian Studies - Spanish, Canadian Studies-Economics, Canadian Studies-English, Canadian Studies-Government, Canadian Studies-History, Canadian Studies-Sociology, Envir Studies-Anthropology, Envir Studies-Biology, Envir Studies-Chemistry, Envir Studies-Economics, Envir Studies-English, Envir Studies-Geology, Envir Studies-Government, Envir Studies-Mathematics, Envir Studies-Philosophy, Envir Studies-Psychology, Envir Studies-Sociology, Environmental Studies, Global Studies, Multi-Field, Multifield BA, Multifield BS, Undeclared

Data as of 04/01/2020. For more information, contact the Office of Institutional Research