

## Humanities Outcomes - St. Lawrence University

	Humanities		All Graduates	
	n	%	n	%
Students graduating between 2015 and 2019	542	19%	2797	100%
Men	210	39%	1215	43%
Women	332	61%	1582	57%
<b>Double or Combined Majors</b>				
Have a double or combined major (unduplicated count)	286	53%	1160	41%
with an arts major	25	9%		
with another humanities major	26	9%		
with a sciences major	49	17%		
with a social science major	104	36%		
with an interdisciplinary major	86	30%		

### Outcomes Rate

From Career Services Survey (7-10 months out; Classes of 2015-2019)

# of Records Included	403		2097	
<b>Overall Outcomes Rate</b>	382	<b>95%</b>	2011	<b>96%</b>
<b>Detail By Primary Activity:</b>				
Employed FT	265	66%	1433	68%
Employed PT	46	11%	201	10%
Post-Graduate Education	71	18%	377	18%
In Transition	21	5%	86	4%

### Employment Detail (for Full-Time Employed)

#### By Job Type

# indicating a job type (2015-2019)	263		1396	
<b>Top Job Types (for Humanities majors)</b>				
Teaching/Coaching/Training	36	14%	114	8%
Administration/Management	15	6%	43	3%
Customer Service	15	6%	54	4%
Sales	15	6%	86	6%
Sales/Account Management/Custome	14	5%	91	7%
Administrative/Management/Suppor	13	5%	53	4%
Education/Teaching/Coaching	13	5%	71	5%

#### By Career Industry

# indicating a career industry (2015-2019)	267		1445	
<b>Top Industries (for Humanities majors)</b>				
Education	63	24%	234	16%
Business/Non-Finance	17	6%	138	10%
Social Impact/Government	17	6%	62	4%
Technology	14	5%	59	4%
Finance/Banking	12	4%	115	8%
Staffing and Executive Search	10	4%	28	2%
Business/Finance	9	3%	99	7%

#### How Close To Desired Career Path?

	262		1419	
Directly related	89	34%	566	40%
Somewhat related	96	37%	569	40%
Not at all related	47	18%	165	12%
Undecided as to desired career	30	11%	119	8%

	Humanities		All Graduates	
	n	%	n	%
<b>Starting Salary</b>				
# Indicated salary information	195		1019	
Under \$20,000	47	24%	149	15%
\$20,000-\$24,999	15	8%	74	7%
\$25,000-\$29,999	20	10%	66	6%
\$30,000-\$34,999	19	10%	114	11%
\$35,000-\$39,999	21	11%	106	10%
\$40,000-\$44,999	29	15%	133	13%
\$45,000-\$49,999	17	9%	89	9%
\$50,000-\$54,999	7	4%	71	7%
\$55,000 or more	20	10%	217	21%
Median starting salary for full-time employed	\$30k-\$35k		\$40k-\$45k	

## Internships

*From Career Services/Senior survey, supplemented with SAINTS/Colleague data*

# of records included	521		2681	
Of those, # participated in an internship	367	<b>70%</b>	1933	<b>72%</b>

## Continued Education

Students graduating between 2011 and 2015	658		2763	
---	-----	--	------	--

Furthered education within 5 years	263	<b>40%</b>	1164	<b>42%</b>
------------------------------------	-----	------------	------	------------

*Students graduating between 2011-2015 - National Student Clearinghouse data supplemented by Career Services Survey*

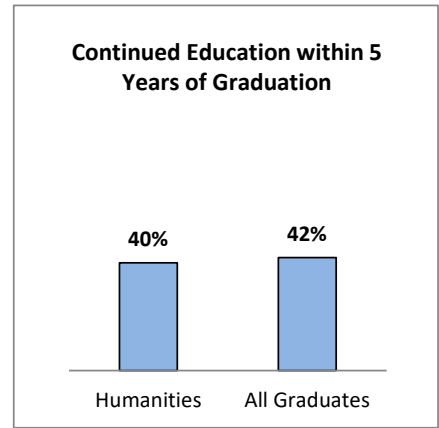
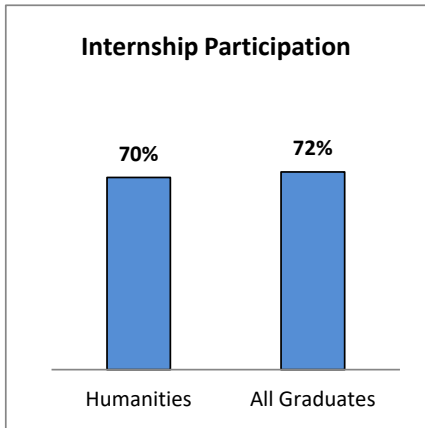
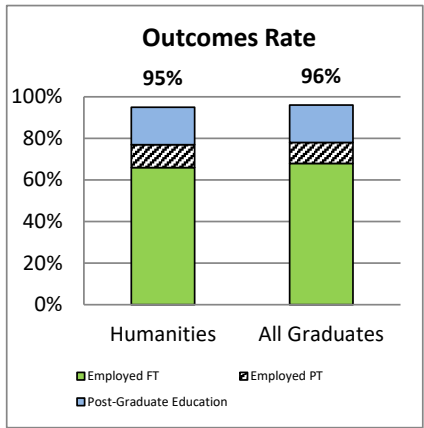
### Top Enrollments (Humanities):

St Lawrence University (15)  
 SUNY College at Potsdam (8)  
 College Outside US/Canada (5)  
 SUNY College at Plattsburgh (5)  
 Syracuse University (5)  
 Northeastern University (4)  
 College in Canada (3)  
 Community College of Vermont (3)  
 SUNY at Albany (3)  
 University at Buffalo (3)

### Top Enrollments (All Graduates):

St Lawrence University (39)  
 Syracuse University (22)  
 Northeastern University (21)  
 College Outside US/Canada (20)  
 Boston University (17)  
 SUNY at Albany (16)  
 SUNY College at Potsdam (16)  
 University of Vermont (16)  
 SUNY College at Plattsburgh (15)  
 Simmons College (14)

Earned degrees within 5 years (unduplicated count)	120	18%	581	21%
Doctorate-Medicine	-	-	23	1%
Doctorate-J.D.	9	1%	35	1%
Doctorate-Allied Health	-	-	12	-
Doctorate-All Other	-	-	6	-
Masters-Nursing/PA/NP	-	-	18	1%
Masters-Education	51	8%	144	5%
Masters-Allied Health	2	-	24	1%
Masters-All Other	53	8%	246	9%
M.B.A.	2	-	40	1%
C.A.S.	3	-	20	1%
Certificate	5	1%	19	1%
Bachelors-Nursing/PA/NP	1	-	27	1%
Bachelors-Allied Health	1	-	3	-
Bachelors	-	-	6	-
Associates-Nursing	1	-	1	-
Associates-Allied Health	-	-	4	-
Associates	2	-	2	-



Humanities Includes the following majors: African Studies-History,Asian Studies-History,Asian Studies-Rel Studies,Canad Studies-Estudios Hisp,Canad Studies-Francoph Studies,Canad Studies-German Studies,Canad Studies-Relig Studies,Canadian Studies - Spanish,Canadian Studies-English,Canadian Studies-History,English,English-French,English-Spanish,Envir Studies-English,Envir Studies-Philosophy,Estudios Hispánicos,Francophone Studies,French,German,History,History-French,History-German,History-Multilanguage,History-Spanish,Int Economics-Multi-Languages,Int Economics-Spanish,International Economics-French,International Economics-German,Multi-Languages,Philosophy,Religious Studies,Spanish

Data as of 04/01/2020. For more information, contact the Office of Institutional Research